



LAMB & CO

Call us on 01255 422 240
Inspired by property, driven by passion.



EASTCLIFF AVENUE, CLACTON-ON-SEA, CO15 5AR

OIEO £350,000

A spacious four-bedroom detached home located in the sought-after area of East Clacton, offering excellent potential for improvement. This property is in need of modernisation, making it an ideal opportunity for buyers looking to put their own stamp on a home. Featuring generous living accommodation, a private garden, and off-street parking, the house provides a solid foundation for renovation. Conveniently situated close to local amenities, schools, and the seafront, this property combines location with opportunity, perfect for families or investors alike.

- Four Bedrooms
- No Onward Chain
- Off-Road Parking
- WC
- Two Reception Rooms
- EPC-TBC



Sales | Lettings | Commercial | Land & New Homes
sales@lambandcoproperty.co.uk | www.lambandcoproperty.co.uk

Opening paragraph

Accommodation comprises with approximate room sizes as follows:

Entrance door to:

PORCH

ENTRANCE HALLWAY



WC



LOUNGE

13'5 x 12'0 (4.09m x 3.66m)



KITCHEN

19'0 x 7'4 (5.79m x 2.24m)



SITTING/DINING ROOM

21'0 x 12'5 (6.40m x 3.78m)



FIRST FLOOR



BATHROOM

8'9 x 5'3 (2.67m x 1.60m)



BEDROOM ONE

12'5 x 11'5 (3.78m x 3.48m)



BEDROOM FOUR

9'7 x 7'0 (2.92m x 2.13m)



BEDROOM THREE

9'7 x 8'4 (2.92m x 2.54m)



BEDROOM TWO

13'5 x 7'0 (4.09m x 2.13m)



OUTSIDE

OUTSIDE REAR



Material Information

Council Tax Band: D

Heating:

Services:

Broadband:

Mobile Coverage:

Construction:

Restrictions:

Rights & Easements:

Flood Risk:

Additional Charges:

Seller's Position: No onward chain

Garden Facing:

Agents Note Sales

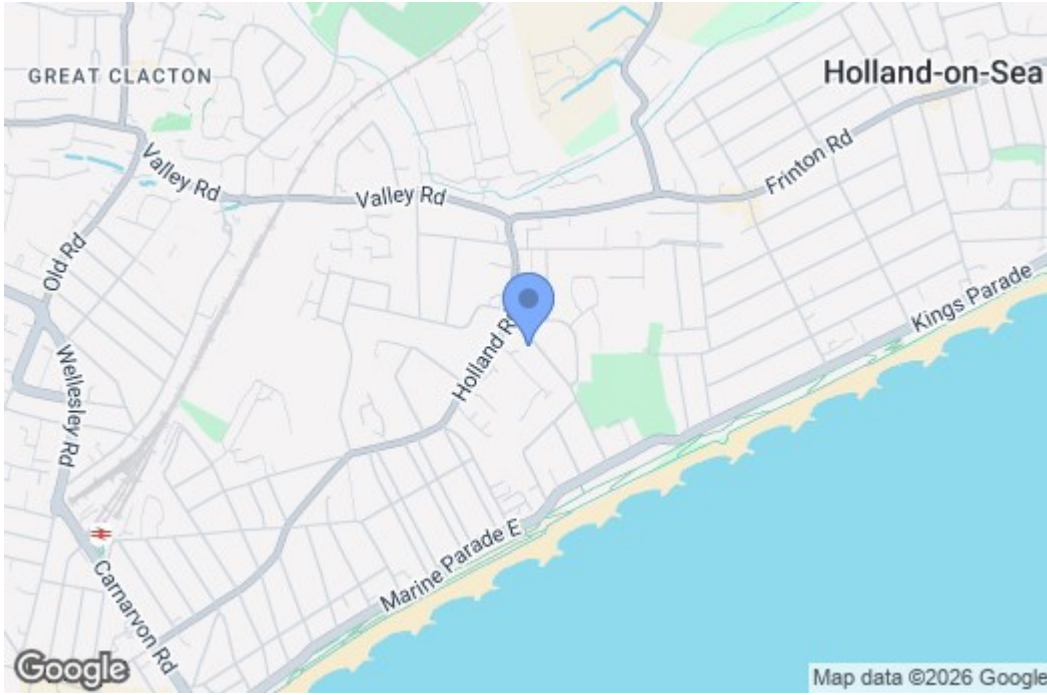
PLEASE NOTE - Although we have not tested any of the Gas/Electrical Fixtures & Fittings, we understand them to be in good working order, however it is up to any interested party to satisfy themselves of their condition before entering into any Legal Contract.

AML

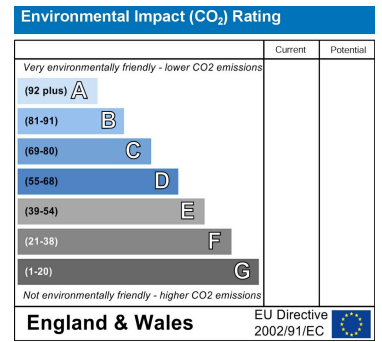
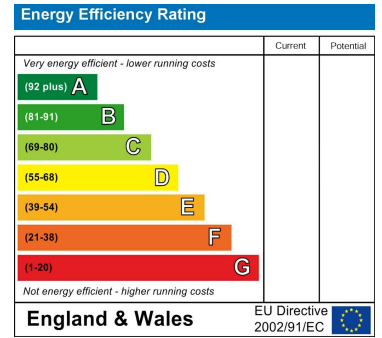
ANTI-MONEY LAUNDERING REGULATIONS 2017

- In order to comply with regulations, prospective purchasers will be asked to produce photographic identification and proof of residence documentation once entering into negotiations for a property.

Map



EPC Graphs



Floorplan



TOTAL FLOOR AREA: 1252 sq. ft. (116.3 sq.m.) approx.
 Whilst every attempt has been made to ensure the accuracy of the floorplan contained here, measurements of doors, windows, rooms and any other items are approximate and no responsibility is taken for any error, omission or mis-statement. This plan is for illustrative purposes only and should be used as such by any prospective purchaser. The services, systems and appliances shown have not been tested and no guarantee as to their operability or efficiency can be given.
 Made with Metropix ©2026

These particulars, whilst believed to be accurate are set out as a general outline only for guidance and do not constitute any part of an offer or contract. Intending purchasers should not rely on them as statements of representation of fact, but must satisfy themselves by inspection or otherwise as to their accuracy. No person in this firm's employment has the authority to make or give any representation or warranty in respect of the property.